



Results

Survey 393817

Number of records in this query:	980
Total records in survey:	980
Percentage of total:	100.00%



Field summary for G1Q00001

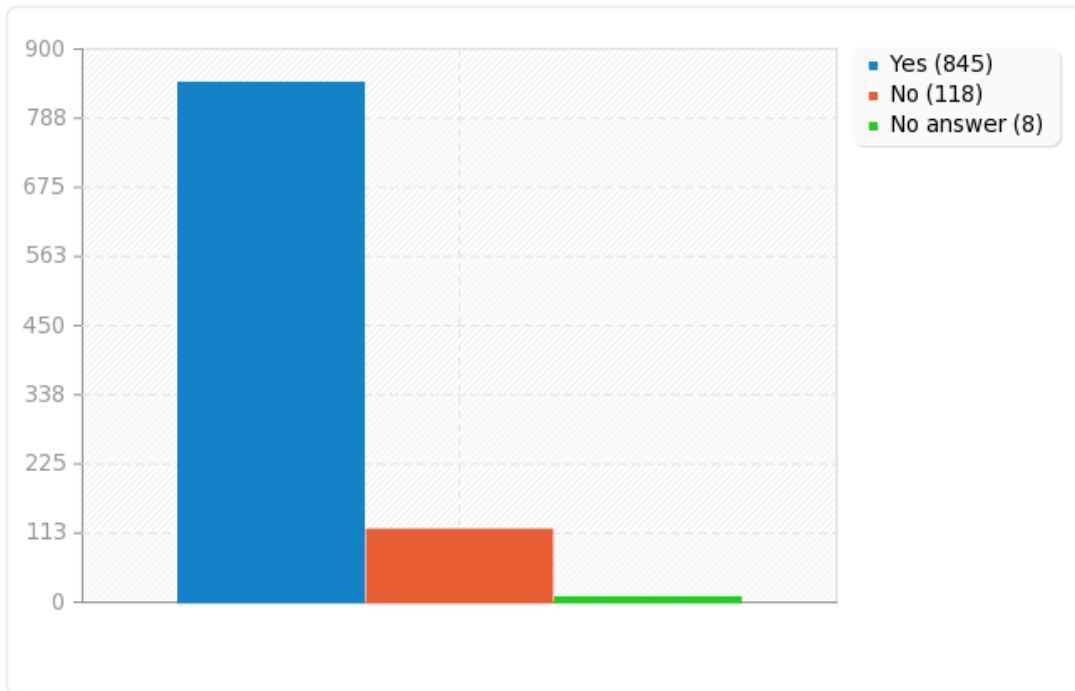
Would you support the Town Council taking control of the Passmore Edwards building to keep the library service at its current location in Camborne?

Answer	Count	Percentage
Yes (Y)	845	87.02%
No (N)	118	12.15%
No answer	8	0.82%



Field summary for G1Q00001

Would you support the Town Council taking control of the Passmore Edwards building to keep the library service at its current location in Camborne?





Field summary for G1Q00002

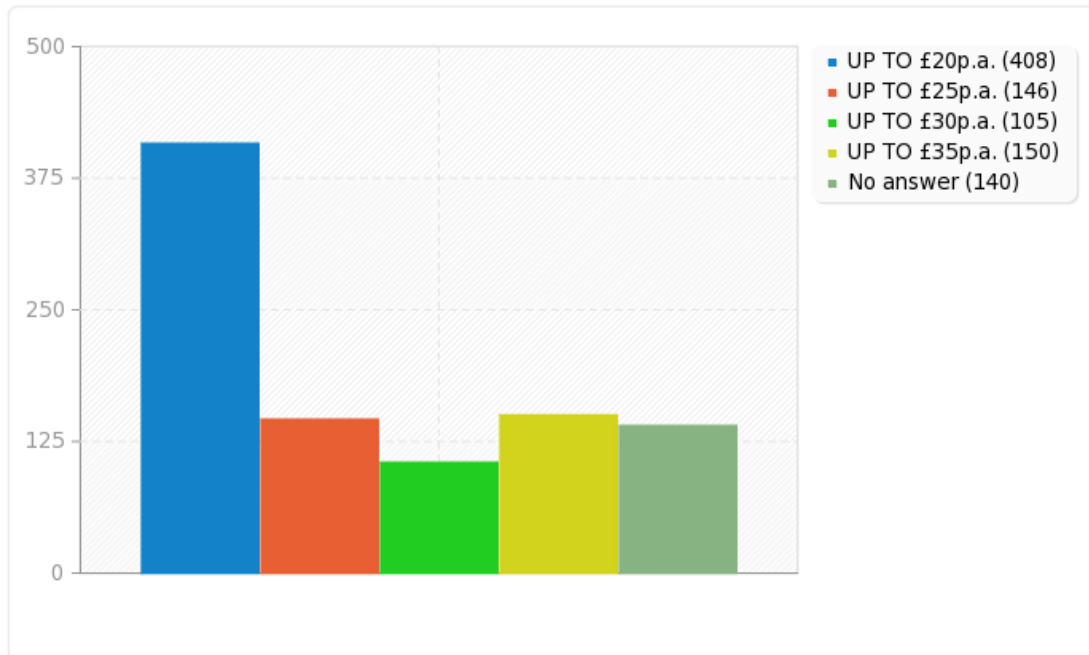
If yes, what level of annual increase to your Council Tax would you be willing to pay for the Town Council to do so?

Answer	Count	Percentage
UP TO £20p.a. (A1)	408	42.99%
UP TO £25p.a. (A2)	146	15.38%
UP TO £30p.a. (A3)	105	11.06%
UP TO £35p.a. (A4)	150	15.81%
No answer	140	14.75%



Field summary for G1Q00002

If yes, what level of annual increase to your Council Tax would you be willing to pay for the Town Council to do so?





Field summary for G1Q00003

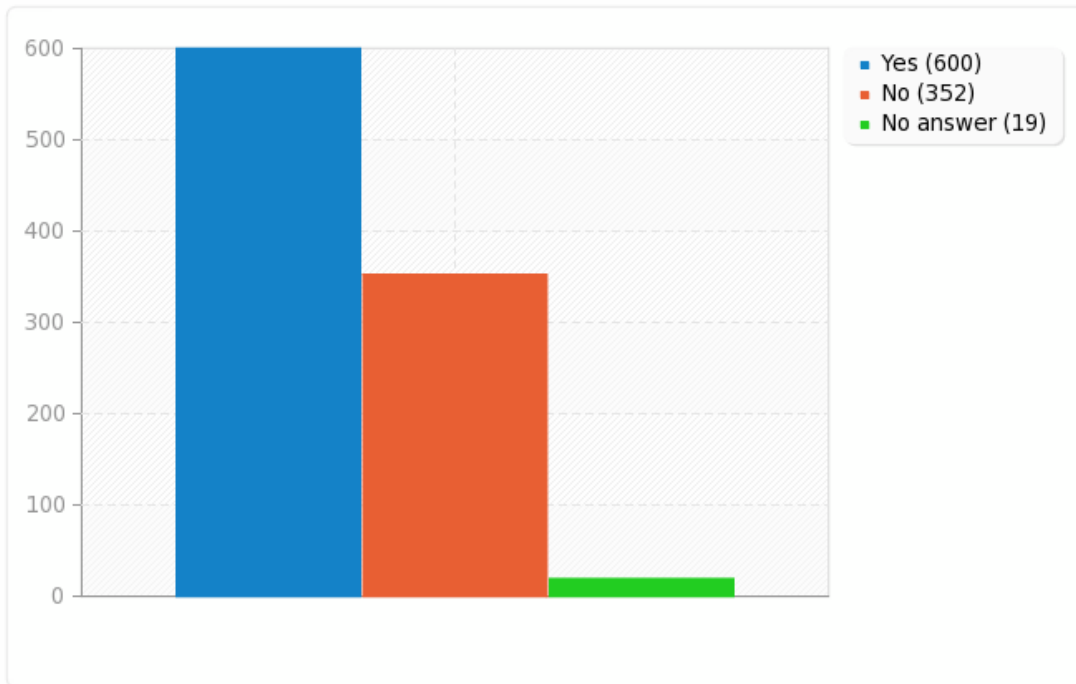
If Cornwall Council were to move the library service to a different location in Camborne, would you support the Town Council maintaining the Passmore Edwards building for public use?

Answer	Count	Percentage
Yes (Y)	600	61.79%
No (N)	352	36.25%
No answer	19	1.96%



Field summary for G1Q00003

If Cornwall Council were to move the library service to a different location in Camborne, would you support the Town Council maintaining the Passmore Edwards building for public use?





Field summary for G1Q00004

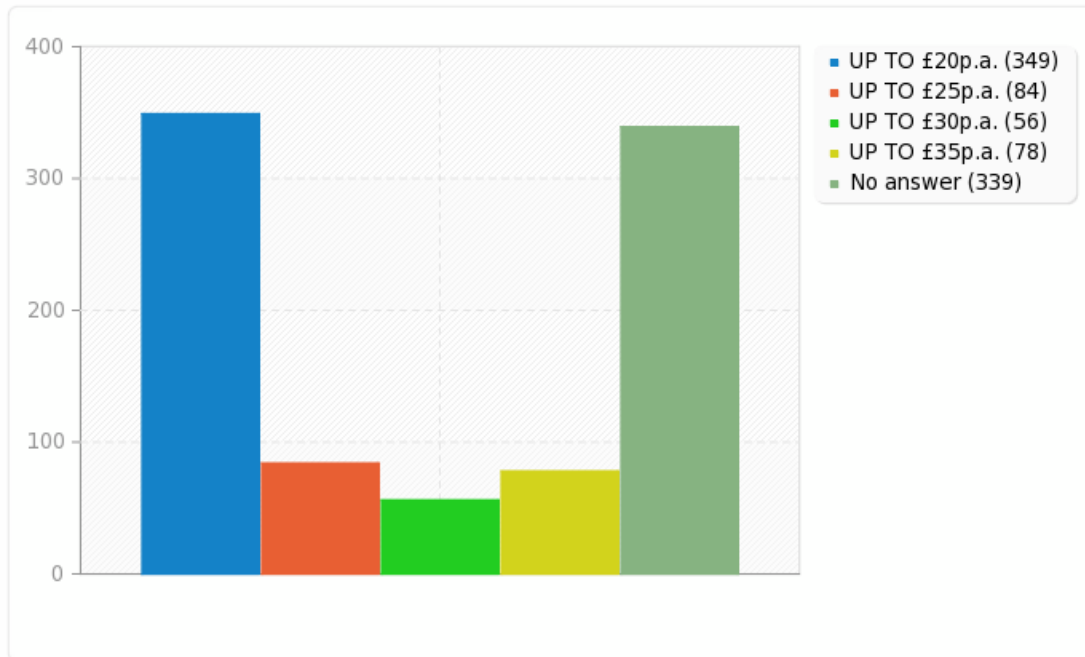
If yes, what level of annual increase to your Council Tax would you be willing to pay for the Town Council to do so?

Answer	Count	Percentage
UP TO £20p.a. (A1)	349	38.52%
UP TO £25p.a. (A2)	84	9.27%
UP TO £30p.a. (A3)	56	6.18%
UP TO £35p.a. (A4)	78	8.61%
No answer	339	37.42%



Field summary for G1Q00004

If yes, what level of annual increase to your Council Tax would you be willing to pay for the Town Council to do so?





Field summary for G1Q00005

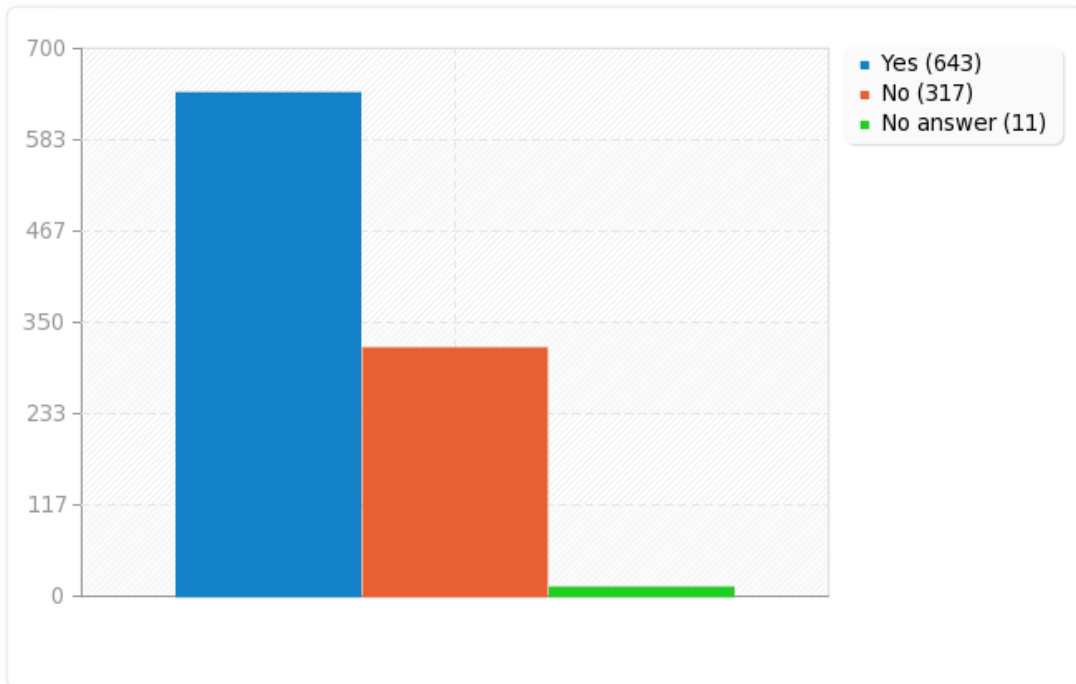
Do you currently use the library?

Answer	Count	Percentage
Yes (Y)	643	66.22%
No (N)	317	32.65%
No answer	11	1.13%



Field summary for G1Q00005

Do you currently use the library?





Field summary for G2Q00001

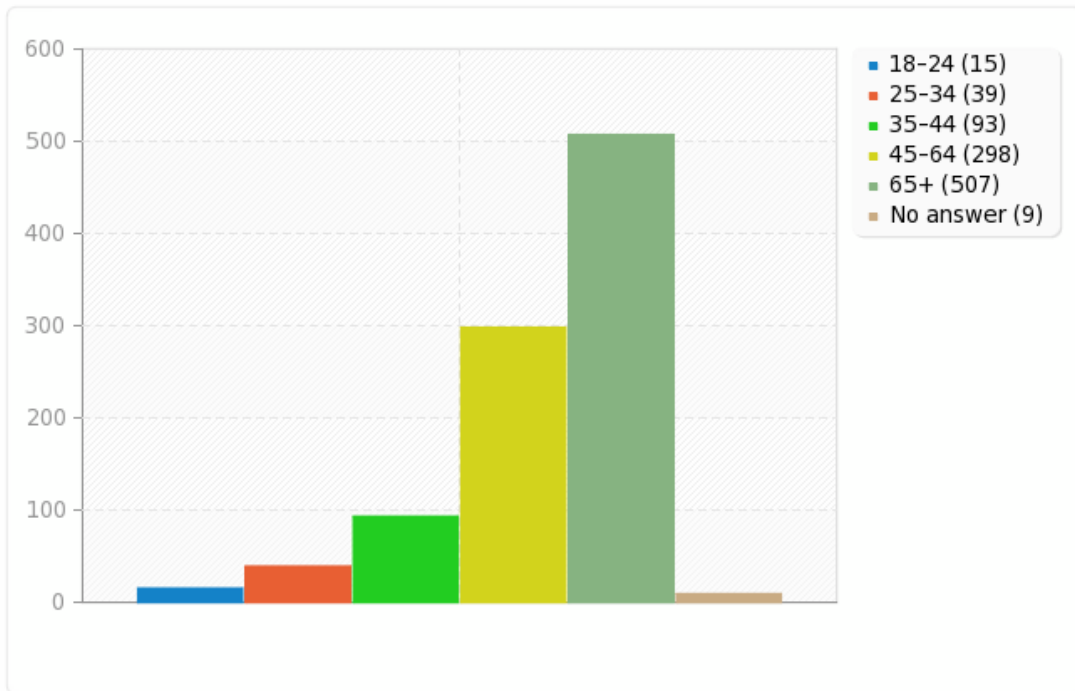
Please indicate your age group

Answer	Count	Percentage
18-24 (A1)	15	1.56%
25-34 (A2)	39	4.06%
35-44 (A3)	93	9.68%
45-64 (A4)	298	31.01%
65+ (A5)	507	52.76%
No answer	9	0.94%



Field summary for G2Q00001

Please indicate your age group





Field summary for G2Q00002

Please indicate your postcode

Answer	Count	Percentage
Answer	953	99.17%
No answer	8	0.83%